

ER-RE14**GROTTA DI S. MICHELE
DI VALESTRA**

LOCALITA': Valestra, (Carpineti)

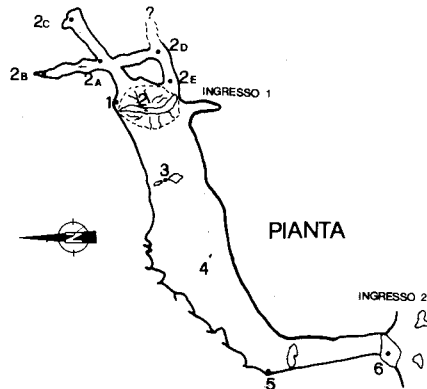
SVIL. 16

DISL. -5.5

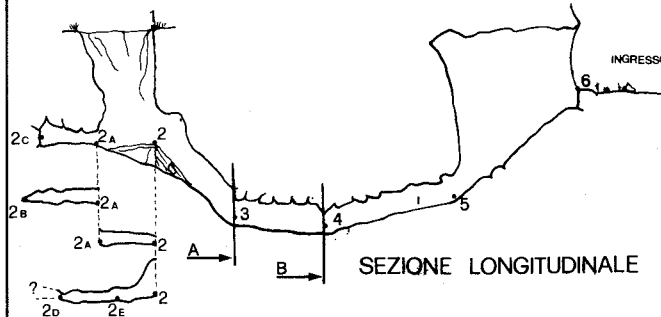
QUOTA: 800

RILIEVO:
G.S.P.G.C.RILEVATORI: Manetti R. Sartorelli P.
Bessola G. U.S.P.

DISEGNO: Manetti R. 5/1987




INGRESSO 1



INGRESSO 2

SEZIONE LONGITUDINALE

0 0.5 1 2 3 4 5
originale in **SCALA 1:100 METRI**



SEZIONI TRASVERSALI